



First time access for Info Hub Azure Data Warehouse

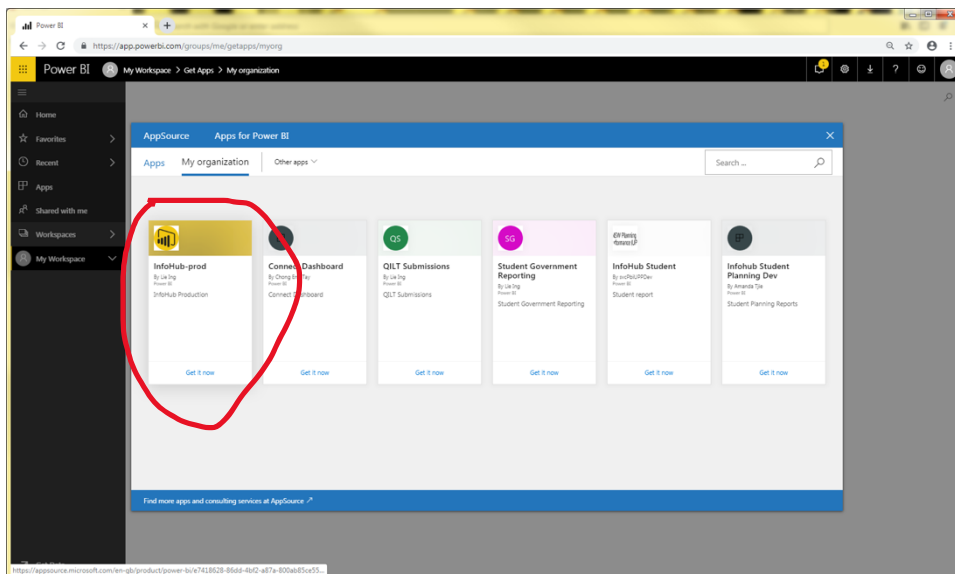
1. Login to Office 365 using your zID@ad.unsw.edu.au and zPass – click here to access <https://www.office.com/?auth=2&home=1>
2. Then click on the Power BI service and Click on the App



3. Click on the option Get Apps




4. Under My organization, you can see all the apps that have been shared with you



5. To get the shared app, click on get it now

First time access for Info Hub Azure Data Warehouse

6. The app will then be listed under your App section



7. Click on the app to view the content Dashboards